

Scaled data based on original data using
LM-79-08 Approved Method: Electrical and Photometric Measurements of Solid-
State Lighting Products

Test Report Prepared for
Cooper Lighting Solutions
(formerly Eaton)

Brand: McGRAW-EDISON

Report Number: P953314

Luminaire Tested: **GALN-SB6D-930-U-5MQ**

Issue Date: 1/21/2025

Test Information

Test Method: LM-79-08
Report Number: P953314
TEST IS SCALED FROM IESNA LM-79-08 TEST DATA (G2-2411-289-20)
Test Lab: INNOVATION CENTER
Issue Date: 1/21/2025
Manufacturer: COOPER LIGHTING SOLUTIONS (FORMERLY EATON)
Product Line: McGRAW-EDISON
Catalog Number: GALN-SB6D-930-U-5MQ
Description: GALLEON AREA AND ROADWAY HIGH DENSITY LED LUMINAIRE
(6) 90 CRI, 3000K, 900mA LIGHTSQUARES WITH 26 LEDS EACH AND TYPE V MEDIUM OPTICS
Light Source: -
Ballast/Driver: -

Summary

Lumens per Lamp: N/A
Luminaire Lumens: 44956 lumens
Efficiency: N/A
Efficacy: 102.1 lumens/watt
Luminous Opening: Rectangular (W 1.5' x L: 1' x H: 0')
IES Classification: Type V - Short
BUG Rating: B5 - U0 - G4

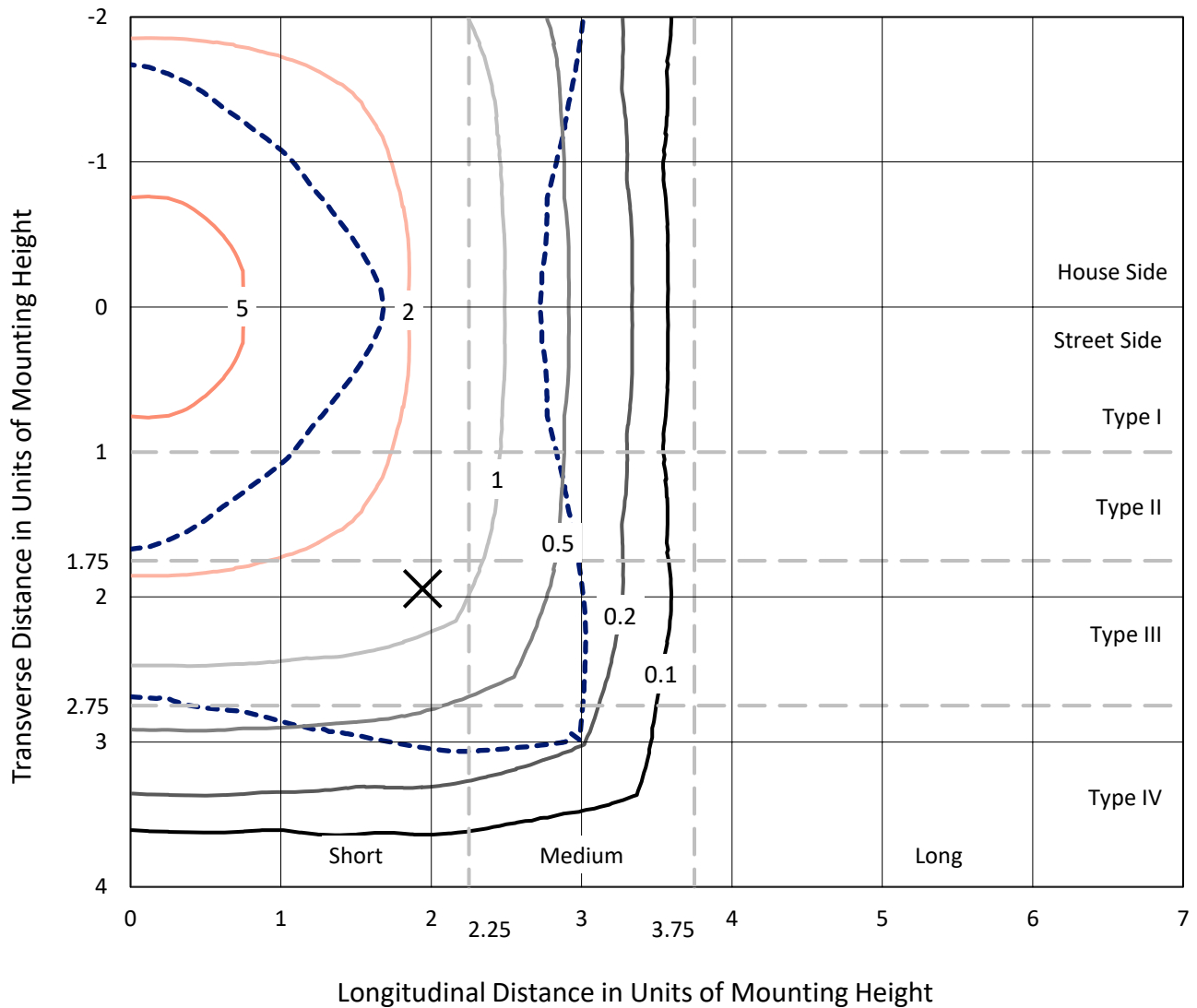
Input Watts (W): 440.1
Input Voltage (V): NR
Input Current (Ain): NR
Voltage Rise (V): NR
Power Factor: NR
Total Harmonic Distortion (THDi): NR
Frequency (hertz): 60
Stabilization Time: NR
Operation Time: NR
Ambient Temperature (°C): NR
Test Distance: 24 FT



REPORT NUMBER: P953314
 CATALOG NUMBER: GALN-SB6D-930-U-5MQ

Iso-Footcandle Lines of Horizontal Illumination

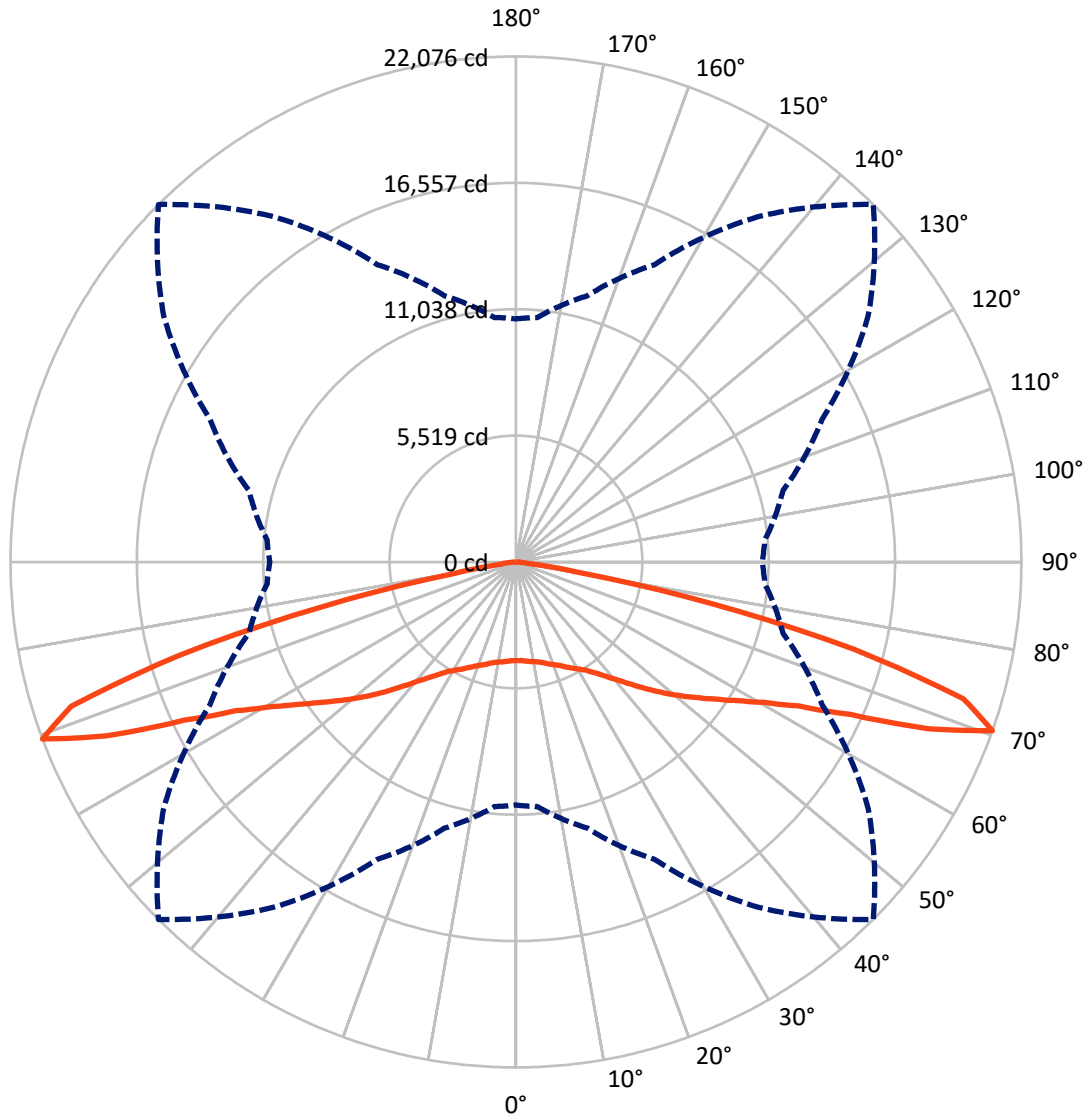
✕ Max cd
 - - - 1/2 Max cd



Based on 25 foot mounting height. Maximum calculated value = 6.9 fc
 Type V - Short - N/A

REPORT NUMBER: P953314
CATALOG NUMBER: GALN-SB6D-930-U-5MQ

Luminous Intensity Polar Plot



— Vertical Plane Through 45-Deg Lateral - - - Horizontal Cone Through 70-Deg Vertical

REPORT NUMBER: P953314

CATALOG NUMBER: GALN-SB6D-930-U-5MQ

FLUX DISTRIBUTION:

		Downward	Upward	Total
House Side	Lumens	22478.0	0.0	22478.0
	% Fixture	50.0	0.0	50.0
Street Side	Lumens	22478.0	0.0	22478.0
	% Fixture	50.0	0.0	50.0
Total	Lumens	44956.0	0.0	44956.0
	% Fixture	100.0	0.0	100.0

ZONAL LUMENS:

Zone	Lumens	% Fixture
0°-10°	418.4	0.9
10°-20°	1297.3	2.9
20°-30°	2318.4	5.2
30°-40°	3758.1	8.4
40°-50°	6121.3	13.6
50°-60°	9332.9	20.8
60°-70°	13884.4	30.9
70°-80°	7567.5	16.8
80°-90°	257.7	0.6
90°-100°	0.0	0.0
100°-110°	0.0	0.0
110°-120°	0.0	0.0
120°-130°	0.0	0.0
130°-140°	0.0	0.0
140°-150°	0.0	0.0
150°-160°	0.0	0.0
160°-170°	0.0	0.0
170°-180°	0.0	0.0
0°-90°	44956.0	100.0
0°-180°	44956.0	100.0

Coefficient of Utilization



REPORT NUMBER: P953314

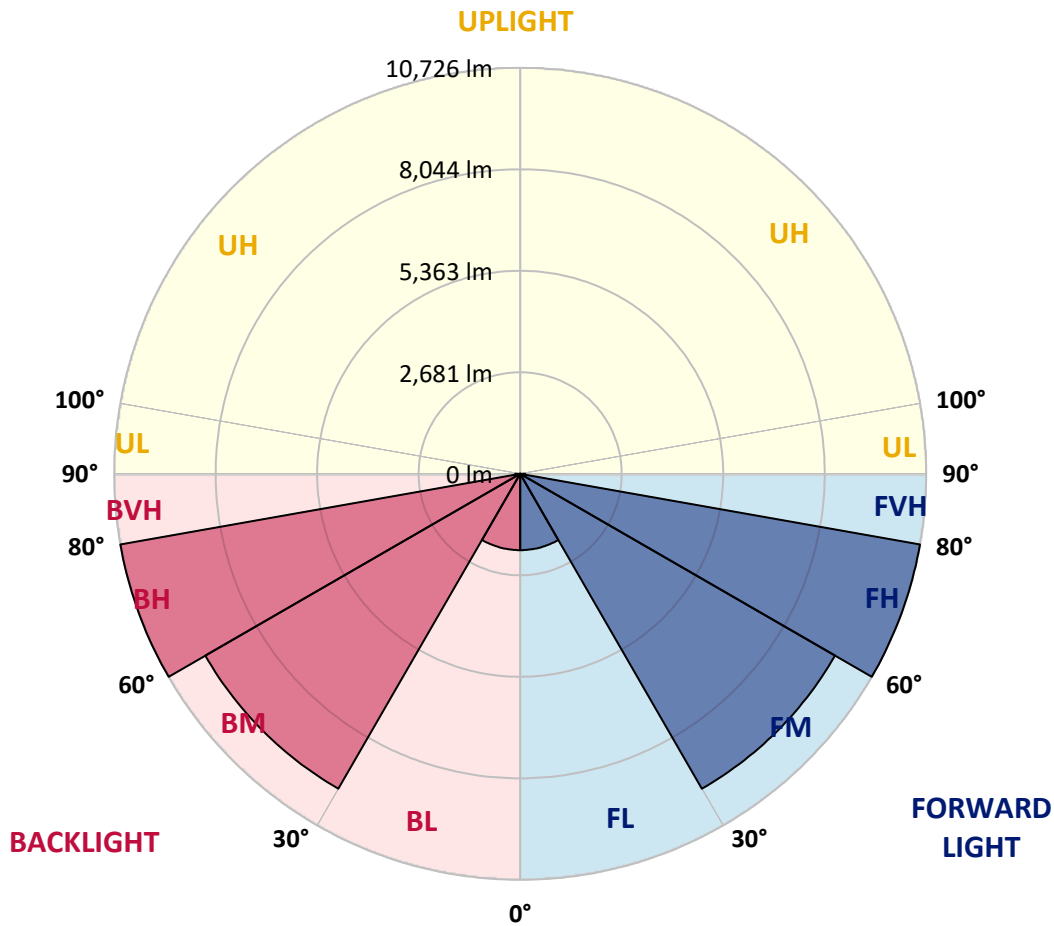
CATALOG NUMBER: GALN-SB6D-930-U-5MQ

LUMINAIRE CLASSIFICATION SYSTEM LUMEN TABLE AND BUG RATING:

Zone	Lumens	% Fixture	Zone Rating/Lumen Limit		
			B	U	G
FL (0°-30°)	2017.0	4.5			
FM (30°-60°)	9606.2	21.4			
FH (60°-80°)	10726.0	23.9			G4/12000
FVH (80°-90°)	128.8	0.3			G2/225
BL (0°-30°)	2017.0	4.5	B3/2500		
BM (30°-60°)	9606.2	21.4	B5		
BH (60°-80°)	10726.0	23.9	B5		G4/12000
BVH (80°-90°)	128.8	0.3			G2/225
UL (90°-100°)	0.0	0.0		U0/0	
UH (100°-180°)	0.0	0.0		U0/0	

BUG Rating: B5-U0-G4

Type V Short



REPORT NUMBER: P953314

CATALOG NUMBER: GALN-SB6D-930-U-5MQ

CANDELA DISTRIBUTION (FULL):

	0°	5°	15°	25°	35°	45°	55°	65°	75°	85°
0°	4306.3	4306.3	4306.3	4306.3	4306.3	4306.3	4306.3	4306.3	4306.3	4306.3
2.5°	4326.6	4331.1	4322.1	4317.6	4313.1	4306.3	4308.6	4319.9	4328.9	4326.6
5°	4362.7	4367.3	4360.5	4358.2	4349.2	4346.9	4346.9	4358.2	4365.0	4360.5
7.5°	4403.4	4410.1	4398.9	4396.6	4392.1	4387.6	4385.3	4396.6	4403.4	4403.4
10°	4441.7	4448.5	4439.5	4432.7	4428.2	4428.2	4423.7	4432.7	4444.0	4441.7
12.5°	4482.4	4486.9	4477.9	4473.3	4473.3	4480.1	4473.3	4477.9	4486.9	4482.4
15°	4532.0	4534.3	4532.0	4538.8	4550.1	4572.6	4552.3	4547.8	4552.3	4541.0
17.5°	4599.7	4604.2	4613.3	4629.1	4644.9	4685.5	4649.4	4638.1	4638.1	4615.5
20°	4683.2	4690.0	4703.5	4730.6	4750.9	4789.3	4753.2	4737.4	4730.6	4701.3
22.5°	4771.3	4782.5	4802.9	4839.0	4875.1	4911.2	4875.1	4848.0	4827.7	4789.3
25°	4872.8	4886.4	4918.0	4976.6	5026.3	5078.2	5035.3	4981.2	4940.5	4886.4
27.5°	5017.3	5033.1	5071.4	5143.7	5206.9	5252.0	5211.4	5141.4	5085.0	5019.5
30°	5220.4	5236.2	5281.3	5358.1	5401.0	5430.3	5403.2	5349.0	5281.3	5206.9
32.5°	5482.2	5502.5	5552.2	5624.4	5633.4	5637.9	5628.9	5601.8	5552.2	5461.9
35°	5814.0	5836.6	5893.0	5951.7	5942.6	5951.7	5938.1	5929.1	5893.0	5789.2
37.5°	6220.2	6247.3	6306.0	6351.1	6328.6	6317.3	6319.5	6321.8	6301.5	6186.4
40°	6691.9	6728.1	6770.9	6818.3	6780.0	6746.1	6768.7	6786.7	6768.7	6651.3
42.5°	7177.2	7229.1	7274.2	7342.0	7310.4	7267.5	7299.1	7319.4	7281.0	7154.6
45°	7716.6	7766.3	7825.0	7926.5	7903.9	7858.8	7903.9	7908.5	7843.0	7694.0
47.5°	8274.1	8326.0	8414.0	8549.4	8540.4	8490.8	8549.4	8517.8	8434.3	8256.0
50°	8802.2	8874.4	9009.9	9199.5	9217.5	9156.6	9235.6	9174.6	9034.7	8811.3
52.5°	9298.8	9375.5	9589.9	9847.2	9912.7	9833.7	9939.7	9833.7	9623.8	9337.1
55°	9820.1	9905.9	10160.9	10497.2	10628.1	10569.4	10668.7	10508.5	10210.6	9863.0
57.5°	10434.0	10485.9	10790.6	11190.1	11411.3	11424.8	11470.0	11199.1	10838.0	10443.1
60°	11099.8	11172.1	11503.8	11982.3	12332.1	12445.0	12397.6	11995.9	11576.1	11122.4
62.5°	11953.0	12032.0	12429.2	13002.5	13555.4	13835.3	13650.2	13067.9	12548.8	12004.9
65°	12659.4	12747.4	13465.1	14487.6	15494.2	16056.2	15591.2	14519.2	13584.8	12817.4
67.5°	12147.1	12255.4	13381.6	15259.4	17762.4	19439.4	17848.2	15489.7	13659.2	12618.8
70°	10616.8	10718.4	12032.0	14327.3	18401.2	22075.5	18784.9	14749.4	12074.8	10910.2
72.5°	7048.6	7375.8	8705.2	11458.7	16430.8	20427.9	16593.3	11226.2	8075.5	7032.8
75°	2338.2	2600.0	3507.3	5940.4	11005.0	15277.5	10476.9	5256.5	2778.3	1999.7
77.5°	589.1	679.4	936.6	1699.5	4389.8	8698.4	3952.0	1388.0	756.1	528.1
80°	286.6	316.0	451.4	566.5	1099.1	2764.8	1031.4	532.6	356.6	275.4
82.5°	158.0	160.2	255.0	320.5	408.5	715.5	424.3	311.5	205.4	167.0
85°	97.1	94.8	135.4	171.5	171.5	255.0	203.1	171.5	117.4	103.8
87.5°	38.4	38.4	49.7	54.2	47.4	65.5	51.9	56.4	45.1	42.9
90°	0.0	0.0	0.0	0.0	0.0	0.0	0.0	0.0	0.0	0.0

(END C

90°
4306.3
4328.9
4362.7
4403.4
4441.7
4480.1
4541.0
4615.5
4701.3
4787.1
4884.1
5017.3
5206.9
5464.2
5789.2
6186.4
6651.3
7163.7
7709.8
8244.8
8806.7
9310.0
9815.6
10388.9
11050.2
11910.1
12691.0
12463.0
10754.5
6804.8
1891.3
471.7
252.8
167.0
108.3
45.1
0.0

OF REPORT)